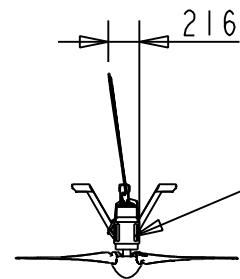
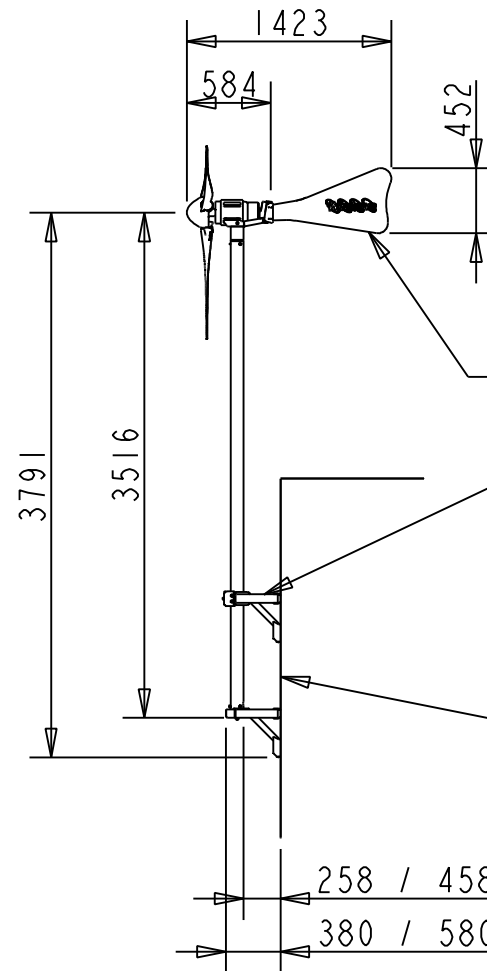
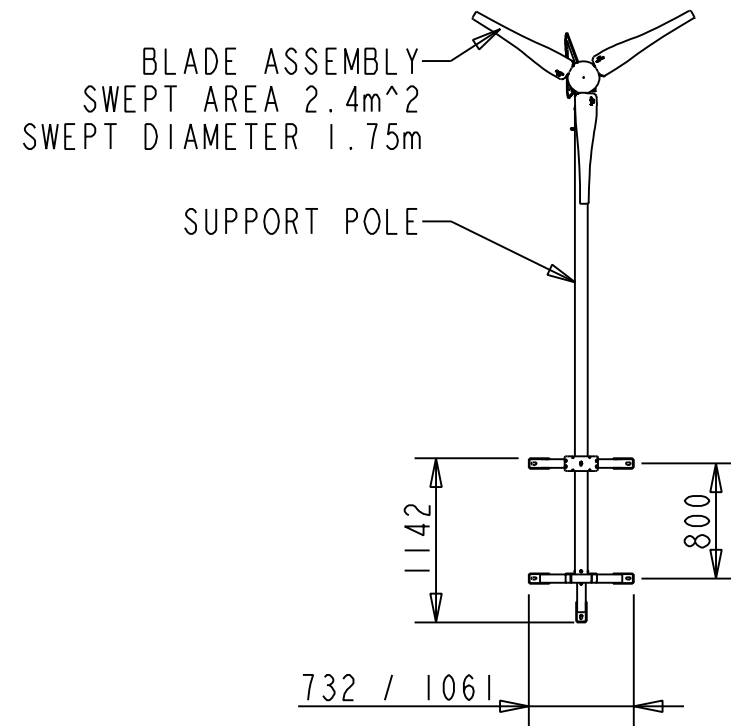


NOTES:

1. GENERATOR BODY, TAILFIN AND BLADES ARE FINISHED TO RAL 7032 (PEBBLE GREY)
2. SUPPORT POLE AND BRACKETS ARE HOT-DIPPED GALVANISED FINISH



GENERATOR - YAWS THROUGH 360 DEGREES TO TRACK WIND



FURLING TAILFIN

ANTI-VIBRATION WALL BRACKETS
250mm & 450mm STANDOFF SETS AVAILABLE
DIMENSIONS ANNOTED **** / ****
SHOW RESPECTIVE SIZES

BUILDING SHOWN THIS VIEW ONLY FOR VISUALISATION PURPOSES
ACTUAL POSITION TO BE DETERMINED BY SURVEY

REVISION HISTORY

ISSUE	DESCRIPTION	DATE	CHG No
1	INITIAL RELEASE	14-Nov-06	--

GENERAL TOLERANCES
 LINEAR: ±0.40
 HOLES Ø12.0 & UNDER: ±0.1
 HOLES OVER Ø12.0: ±0.25
 ANGULAR: ±0.5°
 DIMENSIONS IN MILLIMETRES (UNLESS STATED)

INITIAL MODEL BY:
M. LUMSDAINE

3RD ANGLE PROJECTION

DRG CREATED IN ProENG 2001

MATERIAL
--

FINISH
SEE NOTES

DESCRIPTION
WINDSAVE SYSTEM USING:
LPE ANTIVIBRATION BRACKETS 250/450MM

DRAWING NO.
WS1000-ASSEMBLED-ANTIVIBE

**THIS DRAWING IS STRICTLY CONFIDENTIAL AND MAY ONLY BE USED FOR PLANNING PURPOSES
THE USED FOR ANY OTHER PURPOSE REQUIRES THE WRITTEN PERMISSION OF WINDSAVE Ltd.**

SHEET
1 OF 1

SCALE
1:50